



**ALL SAINTS  
CATHOLIC SCHOOL**

Growing Leaders in Mind, Body, and Spirit


Going into  
**First Grade**  
Summer Coursework 2022  
*Reading Skills*

Name: \_\_\_\_\_

# Making New Words I

Directions: Read a word in the first column. Change the **beginning** sound to make the word in the middle column. Write the new word.

nut

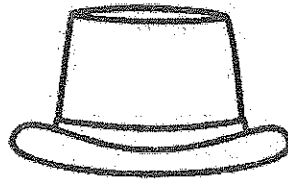


\_\_\_\_\_

-----

\_\_\_\_\_

sat



\_\_\_\_\_

-----

\_\_\_\_\_

men

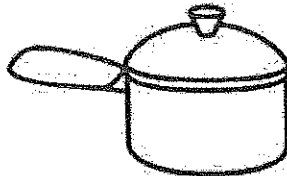


\_\_\_\_\_

-----

\_\_\_\_\_

dot




\_\_\_\_\_

-----

\_\_\_\_\_

jam



\_\_\_\_\_

-----

\_\_\_\_\_

pup

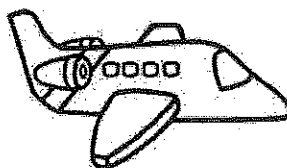


\_\_\_\_\_

-----

\_\_\_\_\_

vet



\_\_\_\_\_

-----

\_\_\_\_\_

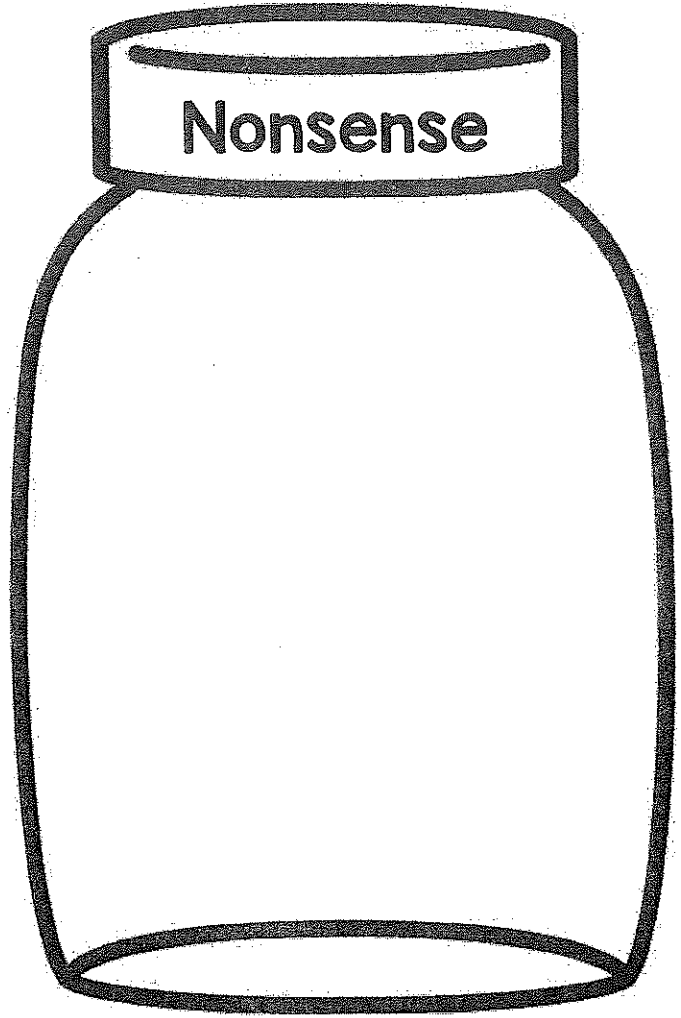
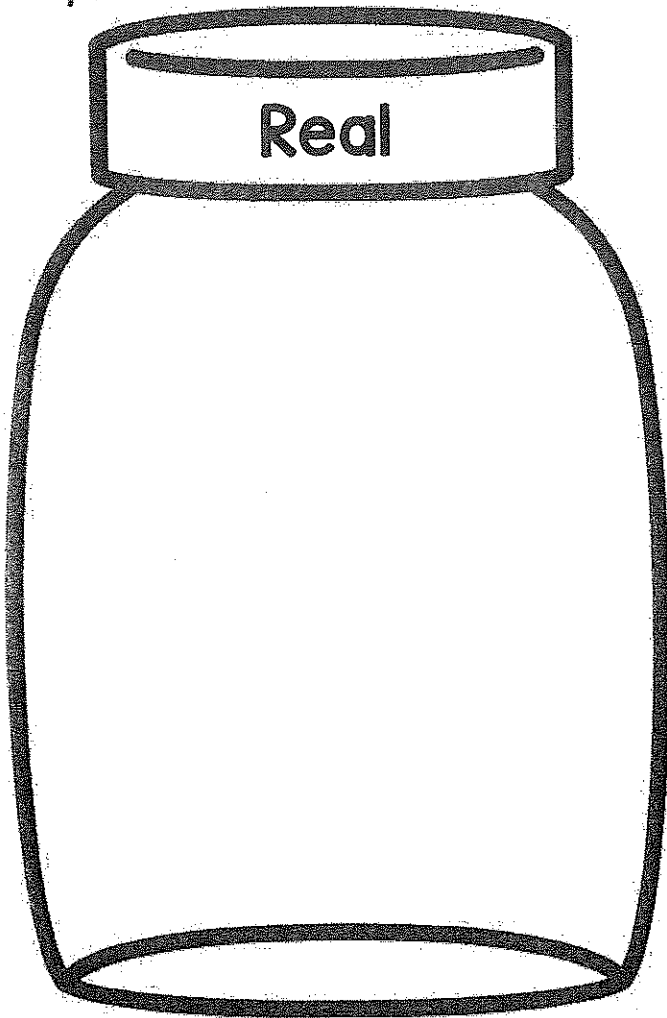
Name: \_\_\_\_\_



# Real & Nonsense Words













Directions: Cut out the words, read and sort the bugs into the correct jar.



Week 1: Day 4


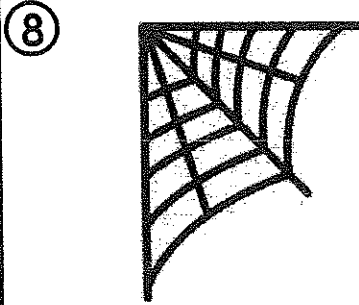




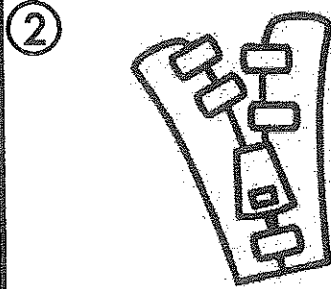
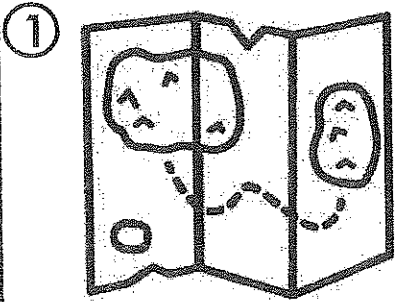
© Annie Moffatt @ The Moffatt Girls

 nug	bat 	bap 	 nap	jug 
 rab	lig 	pen 	 hug	win 

Name: \_\_\_\_\_

# I Can Write a CVC Word



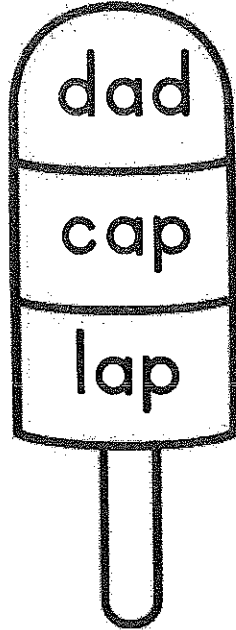
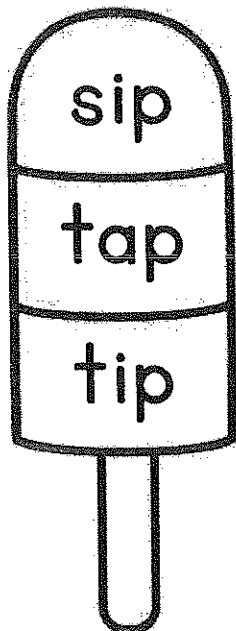
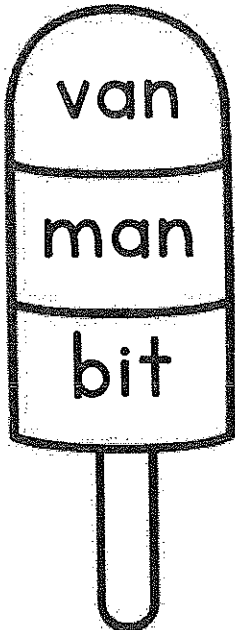

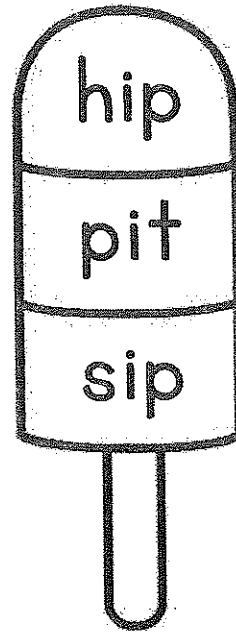




Directions: Say the word. Sound it out to write the word on the lines.



Name: \_\_\_\_\_

# Popsicle Rhymes





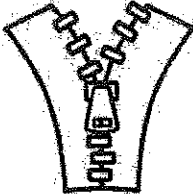

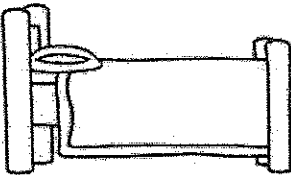
Directions: Read the words on a popsicle.  
Color the two words that rhyme.



Name: \_\_\_\_\_

# Making New Words 2

Directions: Read a word in the first column. Change the **middle** sound to make the word in the middle column. Write the new word.

tip		<hr/> <hr/> <hr/>
lap		<hr/> <hr/> <hr/>
ten		<hr/> <hr/> <hr/>
bun		<hr/> <hr/> <hr/>
zap		<hr/> <hr/> <hr/>
fix		<hr/> <hr/> <hr/>
bad		<hr/> <hr/> <hr/>




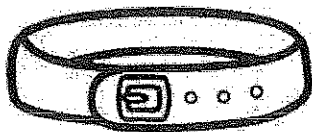

Name: \_\_\_\_\_

# Sorting ch Digraph Words

Directions: Cut and paste the picture to the correct column.

## Ch Digraph

## NOT a Ch Digraph



Name: \_\_\_\_\_

## Sight Words Fluency Set 1

Look for and circle these words: are, was, did, now, at

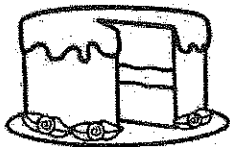
Are you on a bike?

Did you see the cake?

Now I will rake.

I was in my home.


We are at the mine.






Name: \_\_\_\_\_


# I Can Read! Set 2




Go find the dog.




A fox is in a box.






My dad is glad.



I see a big hole.



Can you help me?



Name: \_\_\_\_\_



Read the passage 3 times. Cut and paste the pictures in order.

# Dug the Slug

Dug slid down the flag pole.

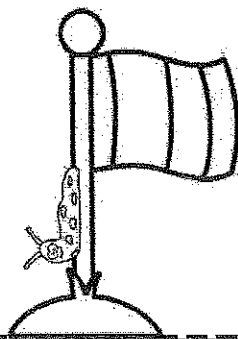

Dug slid past a frog.

Dug slid up a stem.

First,

Next,

Last









Name: \_\_\_\_\_

# Sorting sh Digraph Words

Directions: Cut and paste the picture to the correct column.

## Sh Digraph

## NOT a Sh Digraph




Name: \_\_\_\_\_

# Long Vowel Sounds


Circle the correct long vowel for each picture.

1.




a e i o u

2.




a e i o u

3.



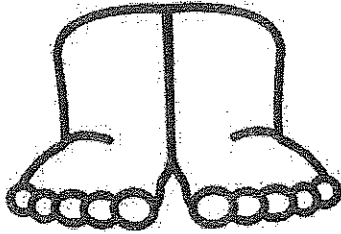
a e i o u

4.




a e i o u

5.




a e i o u

6.




a e i o u

7.



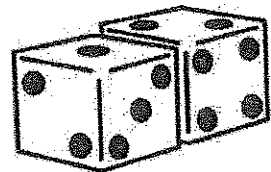
a e i o u

8.



a e i o u

9.




a e i o u

10.



a e i o u

11.



a e i o u

12.



a e i o u


Name: \_\_\_\_\_

# On the Path

Complete each sentence with the missing word(s).

I ran on the path.

I can run so fast.



1. I \_\_\_\_\_ on the path.

2. I ran \_\_\_\_\_ the path.

3. I ran on the \_\_\_\_\_.

4. I \_\_\_\_\_ run so fast.

5. \_\_\_\_\_ run so fast.

6. I can \_\_\_\_\_ fast.

7. \_\_\_\_\_ can \_\_\_\_\_ so \_\_\_\_\_.

Name: \_\_\_\_\_

## Sight Words Fluency Set 4

Look for and circle these words: away, was, ride, saw, pretty


Did you swim away?

The stem was pretty.

We can ride in the smog.

I saw him spin it fast!


I saw a pretty bug.



Name: \_\_\_\_\_


# Write About it: Wild West

Directions: Look at the picture below. Write a story about it.



Four sets of horizontal writing lines, each consisting of a solid top line, a dashed middle line, and a solid bottom line.

Name: \_\_\_\_\_



## Scrambled Sentences 3

Directions: Unscramble the words to make a sentence.  
Write your sentence on the line.

1. He cot. on was the

\_\_\_\_\_

-----

\_\_\_\_\_

2. you bike? Do have a

\_\_\_\_\_

-----

\_\_\_\_\_

3. jam. the will I eat

\_\_\_\_\_

-----

\_\_\_\_\_

4. went a into We hut.

\_\_\_\_\_

-----

\_\_\_\_\_

5. eat. The came to cat


\_\_\_\_\_

-----

\_\_\_\_\_



Name: \_\_\_\_\_



# Ending Marks

Directions: Read each sentence.  
Color the correct punctuation mark.

1. Did you see the cat	.	?	!
2. Help, I see a big bee	.	?	!
3. I like the red dog	.	?	!
4. The pig is sad	.	?	!
5. Can I get a pet	.	?	!
6. You can go to Kim	.	?	!
7. Wow, Jon can run fast	.	?	!
8. Did you get a flag	.	?	!

Name: \_\_\_\_\_

# Write for FUN! I

Directions: Trace and finish the sentence. Draw a picture to match.

I Can...

use a capital letter.

The cat is big.

use finger spaces.



sound out words.

c - a - t = cat

use punctuation.

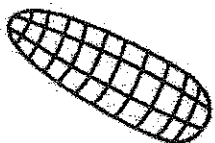
. ? !

draw a picture.



When we get we eat

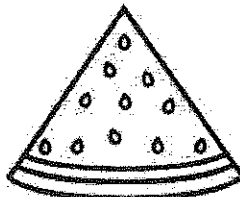
corn




hotdog



watermelon




chips



soda



Name: \_\_\_\_\_



## Scrambled Sentences 2

Directions: Unscramble the words to make a sentence.  
Write your sentence on the line.

1. the She dog. have can

\_\_\_\_\_

-----

\_\_\_\_\_

2. not pit. Do the eat

\_\_\_\_\_

-----

\_\_\_\_\_

3. I bag. get will a

\_\_\_\_\_

-----

\_\_\_\_\_

4. you a have Did nap?

\_\_\_\_\_

-----

\_\_\_\_\_

5. find He hen. must the

\_\_\_\_\_

-----

\_\_\_\_\_

Name: \_\_\_\_\_

# My Cone

Complete each sentence with the missing word(s).

I have a cone.

It will melt and drip.



1. \_\_\_\_\_ have a cone.

2. I \_\_\_\_\_ a cone.

3. I have a \_\_\_\_\_.

4. It \_\_\_\_\_ melt and drip.

5. \_\_\_\_\_ will melt and drip.

6. It will \_\_\_\_\_ and \_\_\_\_\_.

7. \_\_\_\_\_ will \_\_\_\_\_.

Name: \_\_\_\_\_


# I Can Write a CVCe Word

Directions: Say the word. Sound it out to write the word on the lines.

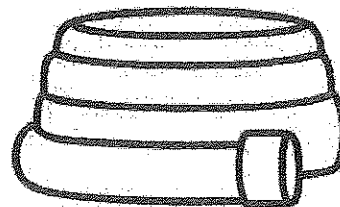
①




②



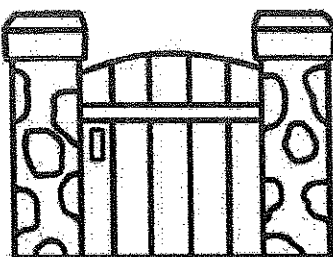
③




④



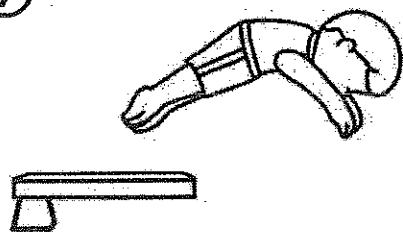
⑤



⑥




⑦



⑧



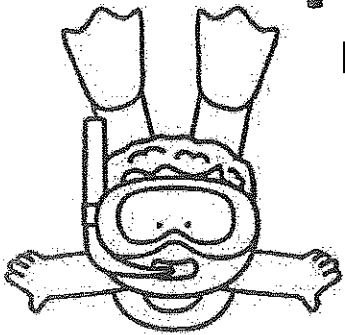
⑨



Name: \_\_\_\_\_

# Penmanship Practice 2

Directions: Write the uppercase letter on the line next to the lowercase letter.



a	b	c	
d	e	f	g
h	i	j	k
l	m	n	o
p	q	r	s
t	u	v	w
x	y	z	




Name: \_\_\_\_\_

# Making New Words 3

Directions: Read a word in the first column. Change the **ending** sound to make the word in the middle column. Write the new word.

pod




\_\_\_\_\_

-----

\_\_\_\_\_

ham




\_\_\_\_\_

-----

\_\_\_\_\_

can



\_\_\_\_\_

-----

\_\_\_\_\_

fin



\_\_\_\_\_

-----

\_\_\_\_\_

hog



\_\_\_\_\_

-----

\_\_\_\_\_

peg



\_\_\_\_\_

-----

\_\_\_\_\_

hut



\_\_\_\_\_

-----

\_\_\_\_\_

Name: \_\_\_\_\_

# Sorting th Digraph Words





Directions: Cut and paste the picture to the correct column.

## Th Digraph


## NOT a Th Digraph

Week 5: Day 1

© Annie Moffatt @ The Moffatt Girls



30

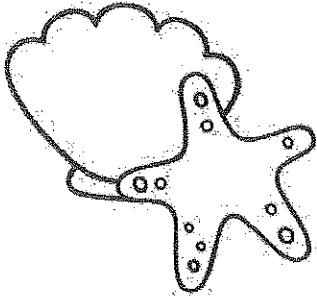





Name: \_\_\_\_\_

# Penmanship Practice 3


Directions: Write the uppercase and lowercase letters from A-Z.



Aa		
----	--	--

Name: \_\_\_\_\_



# Picnic Mazes

Directions: Complete each maze to help the ants get to the food.

A square maze with a cartoon ant at the top left corner and a corn cob at the bottom left corner. The maze is composed of black lines forming a complex path.

A square maze with a cartoon ant at the bottom right corner and a slice of watermelon in the center. The maze is composed of black lines forming a complex path.

A square maze with a cartoon ant at the top right corner and a donut at the bottom left corner. The maze is composed of black lines forming a complex path.

A square maze with a cartoon ant at the bottom left corner and two cookies in the center. The maze is composed of black lines forming a complex path.